

2025

南国市

家庭ごみの分け方・出し方


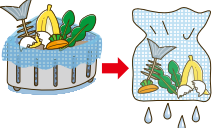


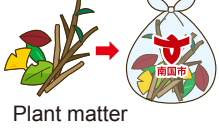













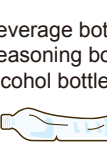


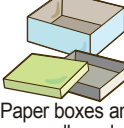




Household Garbage Separation & Disposal Guide














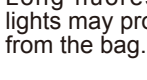






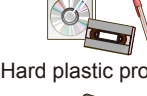





Please follow the separation and disposal rules to help keep the designated garbage stations clean.



- Please take garbage to your local station on the designated collection day between 5:00 AM and 8:00 AM.
- Garbage is not collected from Dec. 31 – Jan. 3.
- You must use designated garbage bags for garbage that requires them.
*You can purchase these bags at your local supermarkets, convenience stores, and on the 2F at city hall.
- Check the collection schedule for each area on our website.
Click here for the garbage collection schedule list →
*Some areas may differ from the list. Please check the posted schedule at your local garbage station.



Burnable garbage station		How to separate	Points to note when disposing
 Burnable Garbage Designated burnable garbage bag Large : ¥300 Medium : ¥200 Small : ¥150		 Kitchen waste Drain thoroughly	<ul style="list-style-type: none"> • Remove waste from disposable diapers. • Cut blankets, rugs, mats, and similar items into squares smaller than 70cm x 70cm and put into the designated bag. • Dispose of hard plastic products with miscellaneous garbage.
		 Leather, cloth, rubber, textiles	
		 Paper scraps	
		 Plant matter diameter 3cm, length 70cm or less	
 Plastics Containers & Packaging Designated recyclable materials bag Large : ¥300 Medium : ¥200 Please place in different bags		Plastic containers and packaging that have the  mark  Plastic bags  Packs  Bottles  Cups  Tubes  Trays  Styrofoam  Labels and caps Dispose of any items that are heavily soiled or shredded in burnable garbage.	<ul style="list-style-type: none"> • Ensure they are completely emptied out. • Lightly rinse it off but do not cut it into small pieces. • Dispose of hard plastic products with miscellaneous garbage. <div>リサイクル Used as raw materials for plastic products, as well as a combustion enhancer and reducing agent.</div>
		Items that have the  mark Remove the cap and label and dispose of them in plastic containers and packaging. You can leave the bottom ring part of the cap that remains on the bottle.  Beverage bottles  Seasoning bottles  Alcohol bottles	
Paper & Clothing Paper: Tie up with a string Clothing: Use a transparent bag with contents visible		Separate paper into 4 categories.  Newspapers and flyers  Magazines and Books  Paper boxes and cardboard  Paper cartons for milk and other beverages  Clothing	<ul style="list-style-type: none"> • Please refrain from putting out paper garbage on rainy days. • Only clothing that can be worn as they are can be accepted. • Dispose of underwear, socks, torn clothing, paper cartons with aluminum foil lining, and heavily soiled items in burnable garbage. <div>リサイクル Used clothing is exported overseas. Paper and cardboard are used as raw materials for recycled paper and more.</div>
		Cardboard Tie up with a string   Paper that has a honeycomb-like, hollow structure. Check the cross-section and separate it from paper boxes and card stock.	

Non-burnable garbage station		How to separate	Points to note when disposing
Cans & Metal A transparent bag with contents visible Larger items can be left as they are		Keep beverage cans and other metal items in separate bags.  Mopeds (up to 50cc) Drain all gasoline  Bicycles  Oil stoves  Gas stoves  Beverage cans, steel, aluminum, other  Aluminum  Steel	<ul style="list-style-type: none"> • Bags must be see-through to verify the contents. All others are prohibited. • Completely empty all cans and rinse them with water before disposal. • Empty all spray cans and gas canisters completely before disposal. Please do not puncture them. • Dispose of empty cans that had paint in them in miscellaneous garbage. <div>リサイクル Used as raw materials for aluminum and iron.</div>
		Color-code unbroken items into 3 categories.  Colorless and transparent  Brown  Other colors  Separate lids by material type.	
 Glass Bottles Designated bag for food-related bottles Medium : ¥200 Small : ¥150		Collected in Mar., Jun., Sept., and Dec.  Dry cell batteries, mercury batteries, rechargeable batteries  Long fluorescent lights may protrude from the bag.  Thermometers, body thermometers, fluorescent lamps (including broken ones)  Remove from the box and use the designated bags  Ni-Cd  Ni-MH  Li-ion Lithium-ion batteries	<ul style="list-style-type: none"> • Bottles refer to bottles for beverages, cooking oil, and pharmaceuticals such as cold medicine. • Completely empty and rinse out all bottles with water. • Dispose of cosmetic bottles in miscellaneous garbage. <div>リサイクル Empty bottles are used as raw materials for glass.</div>
		Hard plastic products, non-combustible materials, etc.  Toys (Remove all batteries)  Hard plastic products  Light bulbs, glow lamps, LED light bulbs  Buckets  Cosmetic bottles  Clay pots and tableware  Broken items	

If you have any other questions or concerns, please contact the Environmental Affairs Division.

Nankoku City Hall Representative TEL 088-863-2111
Environmental Affairs Division TEL 088-880-6557